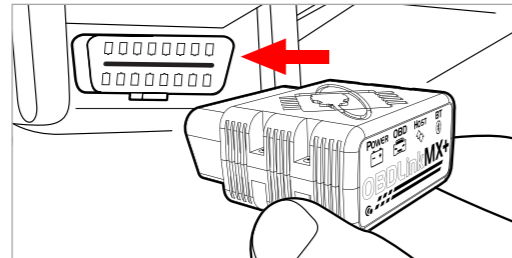


1. Get the OBDLink app



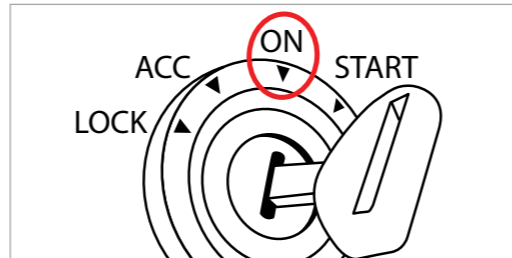
visit www.obdlink.com/apps
or scan the QR code

2. Plug MX+ into the OBD port

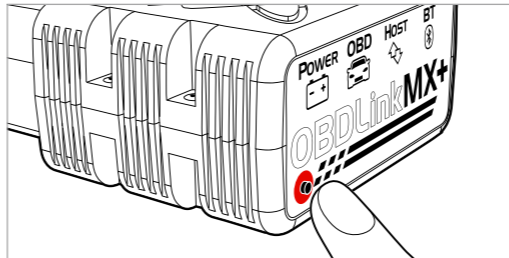


OBD port is usually in driver's footwell

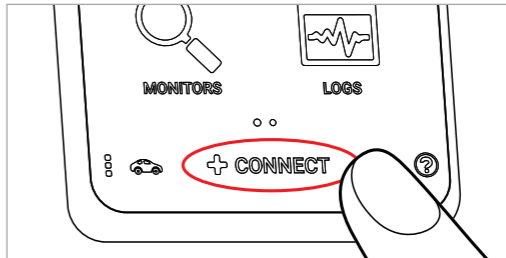
3. Turn the ignition to the "Key On, Engine Off" position



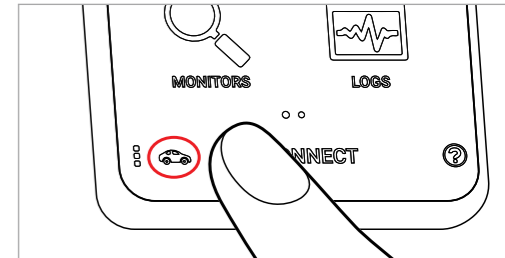
4. Push the "Pair" button and select OBDLink MX+ in Bluetooth settings



5. Tap "Connect" in the OBDLink app



Enhanced OEM Add-Ons



Tap the "Vehicle Editor" icon in the app or visit www.obdlink.com/oem to see if your vehicle is eligible for free OEM upgrades



Do we deserve five stars?

Share your experience



leave an [amazon](#) review



[facebook.com/obdlink](#)
[twitter.com/obdlink](#)



Did we mess up?

Let our friendly support team make it right



[obdlink.com/support](#)



support@obdlink.com

Troubleshooting

Unable to pair: Press the "Pair" button (step 4) and make sure the Bluetooth LED is blinking fast. If problems persist, disconnect phone from all other Bluetooth devices

Unable to connect to vehicle: Make sure the ignition is in the "On" position

OBDLink device not appearing in phone's Bluetooth device list: Perform a factory reset by pressing & holding the "Pair" button for 15+ seconds (power LED will flash rapidly). Proceed to step 4

Firmware update failed:


- Open the OBDLink app
- Tap "Settings" then "Firmware Updates"
- Tap "Menu" ("..." on some devices)
- Select "Firmware Recovery", tap "Yes"
- Make sure your OBDLink device is selected and tap "Update Firmware"
- Tap the green "Update Firmware" button

You may get a pop-up saying "OBDLink Device Not Found", this is normal if there are no OBDLink devices registered. Tap "OK"


Regulatory Compliance

OBD Solutions, LLC hereby confirms that the product branded "OBDLink MX+" complies with:

- Reach EC No 1907/2006
- ROHS Directive 2011/65/EU
- EU Radio Equipment Directive (2014/53/EU)
- EU Electromagnetic Compatibility (2014/30/EU)
- Frequency spectrum Min: 2400 MHz Max: 2483.5 MHz
- Radio Transmission Max Output Power: +6dBm
- CE Conformity date of issue: September 16, 2018



OBDLink MX+ Getting Started



"Pair" button